



### District Report Card: 2017


<b>State:</b> Himachal Pradesh	<b>District:</b> Lahul & Spiti
<b>Class:</b> 3	<b>Subject:</b> Language
<b>Schools:</b> 10	<b>Students:</b> 34


### Participation/Coverage


#### Students

GENDER 	Boys		Girls	
	Number	%	Number	%
	20	58.82	14	41.18

AREA 	Rural		Urban	
	Number	%	Number	%
	34	100.00	0	0.00

CATEGORY 	SC		ST		OBC		GEN	
	Number	%	Number	%	Number	%	Number	%
	0	0.00	27	79.41	0	0.00	7	20.59

CWSN 	LD	VI	HI	S&LD	ID	Oth
	1	0	0	0	0	0

Management 	Government		Government-aided	
	Number	%	Number	%
	34	100.00	0	0.00

### Average Performance of Students in Language (%)

Overall	Gender		Area		Management		Social Group			
	Male	Female	Rural	Urban	Govt.	Aided	SC	ST	OBC	GEN
69.80	66.00	75.24	69.80	0.00	69.80	0.00	0.00	67.41	0.00	79.05

### Performance on Learning Outcomes (LOs)

Learning Outcomes	Description	Average Performance(%)
L304	Reads small texts with comprehension i.e., identifies main ideas, details, sequence and draws conclusions	72.35
L312	Reads printed scripts on the classroom walls: poems, posters, charts etc.	64.71

Range of Performance of Students who Answered Correctly							
Below 30%		30% - 50%		50% - 75%		Above 75%	
Number	%	Number	%	Number	%	Number	%
0	0.00	6	17.65	15	44.12	13	38.24

### Lowest Performing Learning Outcomes (LOs)

- 1 - Reads printed scripts on the classroom walls: poems, posters, charts etc. (64.71)
- 2 - Reads small texts with comprehension i.e., identifies main ideas, details, sequence and draws conclusions (72.35)